


(I) (a) Statement showing Shareholding Pattern

SCRIP CODE : 500450		Name of Scrip : MPIL CORPORATION LTD		Class of Security : Equity		As on : quarter ended 30.09.2013			
Category Code	Partly paid up shares			Number of partly paid up shares	As a % of total number of partly paid up shares	As a % of total number of shares of the Company			
	Held by Promoter/Promoter group								
	Held by Public								
	Total			0	0.00	0.00			
	Outstanding Convertible Securities			Number of outstanding Securities	As a % of total No. of outstanding Con. Securities	As a % of total No. of shares of the Company, assuming full conversion of the Securities			
	Held by Promoter/Promoter group								
	Held by Public								
	Total			0	0.00	0.00			
	Warrants			Number of warrants	As a % of total number of warrants	As a % of total number of shares of the Company assuming full conversion of warrants			
	Held by Promoter/Promoter group								
	Held by Public								
	Total			0	0.00	0.00			
Total paid up capital of the Company, assuming full conversion of warrants and convertible securities									
Category Code	Category of Shareholders	Number of Shareholders	Total No. of shares	Number of shares held in demat form	Total shareholding as a percentage of total number of shares		Shares pledged or otherwise encumbered		
					As a percentage of (A+B)	As a percentage of (A+B+C)	Number of Shares	As a %	
(I)	(II)	(III)	(IV)	(V)	(VI)	(VII)	(VIII)	(IX) = (VIII)/(IV)*100	
(A)	Shareholding of Promoter and Promoter Group ²								
(1)	Indian								
(a)	Individuals/H.U.F								
(b)	Central/State Government(s)								
(c)	Bodies Corporate								
(d)	Financial Institutions/Banks								
(e)	Any Other (specify)								
	Employee Welfare Trust								
	M&M Benefit Trust								
	Sub-Total (A)(1)		1	34000	34000	5.95	5.95	0	0.00
(2)	Foreign								
(a)	Non Resident Individuals/Foreign Nationals								
(b)	Bodies Corporate								
(c)	Institutions								
(d)	Any Other (specify)								
	Sub-Total (A)(2)		1	385606	385606	67.46	67.46		
	Total holding of Promoter and Promoter Group (A)=(A)(1)+(A)(2)		2	419606	419606	73.41	73.41	0	0.00
(B)	Public Shareholding ³								
(1)	Institutions								
(a)	Mutual Fund/UTI								
(b)	Financial Institutions/Banks								
(c)	Central/State Government(s)								
(d)	Venture Capital Funds								
(e)	Insurance Companies								
(f)	Foreign Institutional Investors								
(g)	Foreign Venture Cap. Inv								
	Sub-Total (B)(1)		3	7707	7703	1.35	1.35		
(2)	Non Institutions								
(a)	Bodies Corporate								
(b)	Individuals								
	i) Holding nominal share capital upto Rs. 1 lakh		2644	112305	104992	19.65	19.65		
	ii) Holding nominal share capital in excess of Rs. 1 lakh		0	0	0	0.00	0.00		
(c)	Any Other(specify) Individual Non-Resident Individual								
	Foreign National								
	Overseas Corporate Bodies								
	Foreign Bodies								
	Trust								
	NRI (NON-REP)								
	NRI (REP)								
	Clearing Member								
	Sub-Total (B)(2)		2716	144264	134719	25.24	25.24		
	Total Public shareholding (B)=(B)(1)+(B)(2)		2719	151971	142422	26.59	26.59		
	TOTAL (A)+(B)		2721	571577	562028	100.00	100.00		
(C)	Shares held by Custodians and against which Depository Receipts have been issued								
1	Promoter and Promoter Group								
2	Public								
	GRAND TOTAL (A)+(B)+(C)		2721	571577	562028	100.00	100.00	0	0.00



Statement showing holding of securities (including shares,warrants,convertible securities) of persons belonging to the category "Promoter and Promoter Group"											
Sr.No.	Name of the shareholder	Details of Shares held		Encumbered shares(*)			Details of warrants		Details of convertible securities		(including underlying shares assuming full conversion of warrants and convertible securities as a % of diluted share)
		No of Shares held	As a % of grand total (A)+(B)+(C)	Number	As a Percentage	As a % of grand total (A)+(B)+(C) of sub-clause (i)(a)	No of warrants held	As a % of total number of warrants of the same class	Number of convertible securities held	As a % of total number of convertible securities of the same class	
(I)	(II)	(III)	(IV)	(V)	(VI) = (V)/(III)*100	(VII)	(VIII)	(IX)	(X)	(XI)	(XII)
1	JUMBO INVESTMENTS LTD	385606	67.46	0	0	0.00	0	0.00	0	0.00	67.46
2	FIRESTORM ELECTRONICS CORPORATION PVT.LT	34000	5.94	0	0	0.00	0	0.00	0	0.00	5.94
TOTAL		385606	73.40	0	0	0.00	0	0.00	0	0.00	73.40

(*) The term "encumbrance" has the same meaning as assigned to it in regulation 28(3) of the SAST Regulations , 2011

(I)(c)(i) Statement showing holding of securities (including shares,warrants,convertible securities) of persons belonging to the category "Public" and holding more than 1% of the total number of								
Sr.No.	Name of the shareholder	Number of shares held	Shares as a percentage of total number of shares (i.e., Grand Total (A)+(B)+(C) Indicated in Statement at para (i)(a)	Details of warrants		Details of convertible securities		Total shares (including underlying shares assuming full conversion of warrants and convertible securities) as a % of diluted share capital
				Number of warrants held	As a % total number of warrants of the same class	Number of convertible securities held	% w.r.t total number of convertible securities of the same class	
1	MILLINER AGENCIES PVT LTD	16108	2.82	0	0.00	0	0.00	2.82
2	LIFE INSURANCE CORPORATION OF INDIA	7549	1.32	0	0.00	0	0.00	1.32
TOTAL		23657	4.14	0	0.00	0	0.00	4.14

(I)(c)(ii) Statement showing holding of securities (including shares,warrants,convertible securities) of persons (together with PAC) belonging to the category "Public" and holding more than 5% of the total number of shares of the company.								
Sr. No.	Name(s) of the shareholder(s) and the Persons Acting in Concert (PAC) with them	Number of shares	Shares as a percentage of total number of shares (i.e., Grand Total (A)+(B)+(C) Indicated in Statement at para (i)(a) above)	Details of warrants		Details of convertible		Total shares (including underlying shares assuming full conversion of warrants and convertible securities) as a % of diluted share capital
				Number of warrants	As a % total number of warrants of the same class	Number of convertible securities held	% w.r.t total number of convertible securities of the same class	
TOTAL		NIL						

(1) (d) Statement showing details of locked in shares				
Sr. No.	Name of shareholder	No. of locked-in shares	Locked-in shares as percentage of total no. of shares (i.e. Grand Total(A)+(B)+(C) indicated in statement at para(1)(a))	Category of shareholders (Promoters/public)
TOTAL		NIL		

(II) (a) Statement showing details of Depository Receipts (DRS)				
---	--	--	--	--




Sr. No.	Type of outstanding Dr(ADRs, GDRs, SDRs, etc)	No. of shares	No. of shares underlying outstanding DRs	Shares underlying outstanding DRs as a percentage of total no. of shares (i.e. Grand Total (A)+(B)+C) indicated in
		NA		
	TOTAL			

(II) (b) Statement showing holding of Depository Receipts (DRs) where underlying shares are in excess of


Sr. No.	Name of the DR Holder	Type of outstanding DR(ADRs, GDRs, SDRs, etc.)	No. of shares underlying outstanding DRs.	Shares underlying outstanding DRs as a percentage of total no. of shares (i.e. Grand Total (A)+(B)+C) indicated in
		NA		
	TOTAL			

III (a) Statement showing the voting pattern of shareholders, if more than one class of shares/securities is issued by the issuer.
(Give description of voting rights for each class of security Class X, Class Y, Class Z)

Category code	Category of shareholder	Number of Voting Rights held in each class of securities			Total Voting Rights	Total Voting Rights (VI)	
		Class X	Class Y	Class Z		As a % of (A+B)	As a % of (A+B+C)
(I)	(II)	(III)	(IV)	(V)	(VI)	(VII)	(VIII)
(A)	Promoter and Promoter Group						
(1)	Indian						
(a)	Individuals/Hindu Undivided Family						
(b)	Central/State Government(s)						
(c)	Bodies Corporate						
(d)	Financial Institutions/Banks						
(e)	Any Other (specify)						
	Sub-Total (A) (1)	N.A.	N.A.	N.A.	N.A.	N.A.	N.A.
(2)	Foreign						
(a)	Individuals (Non Resident/Foreign)						
(b)	Bodies Corporate						
(c)	Institutions						
(d)	Any Other (specify)						
	Sub-Total (A)(2)	N.A.	N.A.	N.A.	N.A.	N.A.	N.A.
	Total Shareholding of Promoter and Promoter Group (A)=(A)(1) + (A)(2)						
(B)	Public Shareholding						
(1)	Institutions						
(a)	Mutual Funds/UTI						
(b)	Financial Institutions/Banks						
(c)	Central/State Government(s)						
(d)	Venture Capital Funds						
(e)	Insurance Companies						
(f)	Foreign Institutional Investors						
(g)	Foreign Venture Capital Investors						
(h)	Any Other (specify)						
	Sub-Total (B) (1)	N.A.	N.A.	N.A.	N.A.	N.A.	N.A.
(2)	Non Institutions						
(a)	Bodies Corporate						



(b)	Individuals							
	I. Individual shareholders holding nominal share capital upto Rs. 1 lakh							
	II. Individual shareholders holding nominal share capital in excess of Rs. 1 lakh.							
(c)	Any Other (specify)							
	Sub-Total (B) (2)	N.A.	N.A.	N.A.	N.A.	N.A.	N.A.	N.A.
	TOTAL (A) + (B)	N.A.	N.A.	N.A.	N.A.	N.A.	N.A.	N.A.
(C)	Shares held by Custodians and against which Depository Receipts have been issued							
	GRAND TOTAL (A)+(B)+(C)	N.A.	N.A.	N.A.	N.A.	N.A.	N.A.	N.A.



CERTIFIED TRUE COPY
For MPIL Corporation Limited

Regwed Khatri
Regwed Khatri
Company Secretary